


# Surface Mount 75' Truck Scale

Weighs Over-the-Road Vehicles in a Single Weighment  
 160,000 lb X 100 lb  
 Model TS-DTW-160

Entire system is USER-INSTALLABLE in ONE DAY



Accommodates all road-going vehicles up to 75 ft. front to rear axle spread



### Weather Proof Digital Indicator

- LED display features super-size 2.5" tall, high visibility digits
- Quick connects to weighing platform tracks
- Entire system runs on one 120V AC connection



**No Oversize Shipping Costs**  
 Ships standard flatbed

### Six Weigh Beams Per Track

Weighbeams set in place onto concrete surface




**No On-site Wiring**  
 All cables quick connect



### Five Platforms Per Track

Platforms set in place onto weigh beams

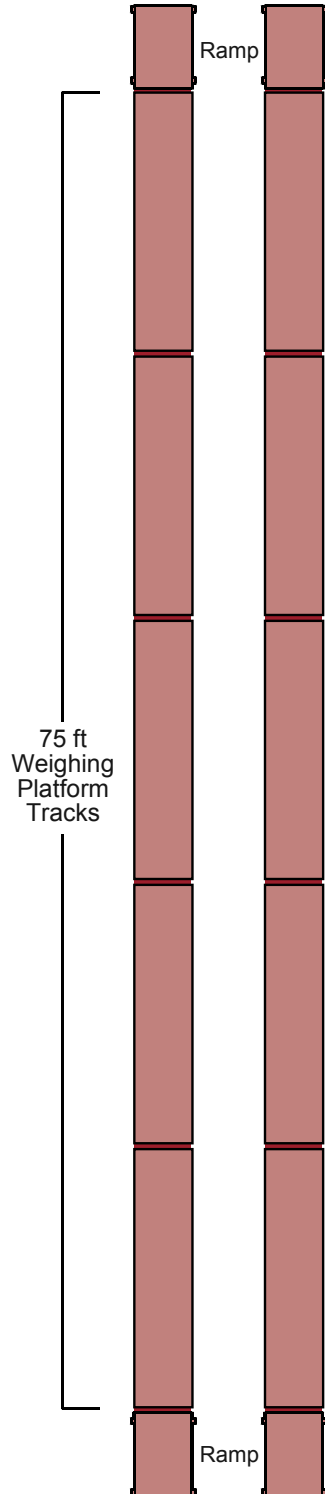


**No Costly Installation Fees**  
 All components simply set in place



Components are clearly labeled for simple assembly

- *Eliminates costly installation*
- *Breakthrough in design simplicity, ease of installation, and reliability*



# TRINER SCALE

"Scales for Business and Industry Since 1897"  
 (800) 238-0152